

Thermometer with Bimetal coil Industry version

Nominal size ND 63, 80, 100 and 160
Accuracy class 1,0

according to DIN 16 203 and 16 204

Features

Short response time
Wide selection of standard versions
High grade version

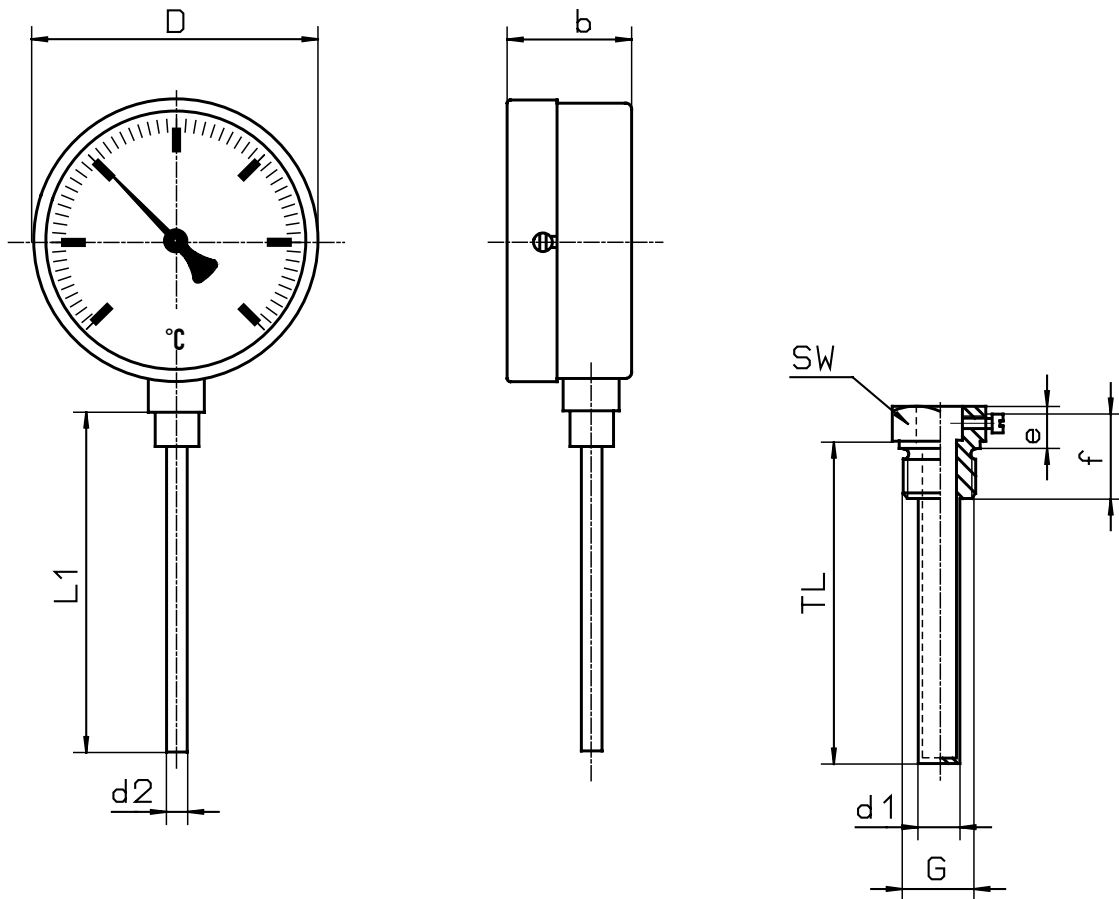
Applications

Mechanical engineering and apparatus manufacture,
Container and pipe construction
Building service and a wide range of applications in industry



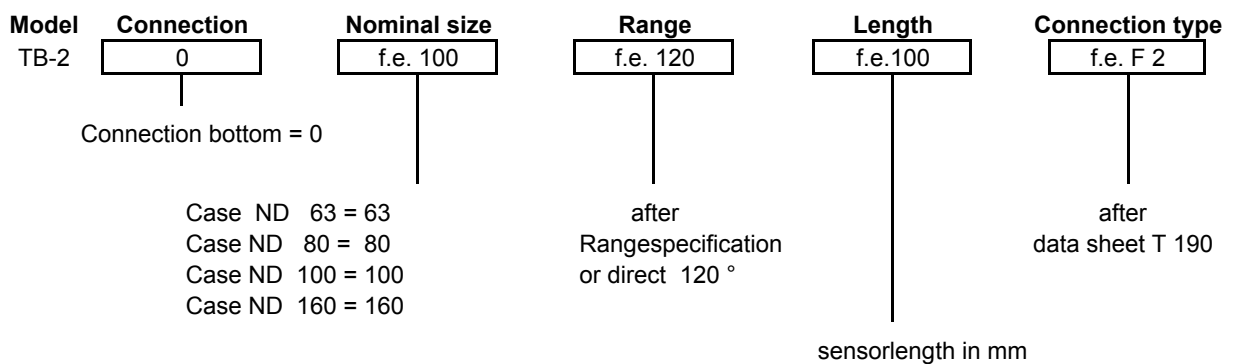
Model and ND	TB-20 63	TB-20 80	TB-20 100	TB-20 160
Connection	bottom			
Ranges	-30...+50°C, -20...+60°C, -10...+50°C 0...60°C, 0...80°C, 0...100°C, 0...120°C, 0...160°C, 0...200°C, 0...250°C, 0...300°C 0...400°C, 0...500°C, other on request			
Application	full scale value			
Case	CrNi steel			
Bezel	CrNi steel , rim ring,			
Window	Glass lens			
Dial	Aluminium white ,scale black			
Pointer	Aluminium, black			
Measuring element	Bimetal coil			
Display correction	Adjusting pointer or at end of shaft			
Shaft	CrNi steel , 8 mm			
Connection	Standard: plain with flange for thermowell Extra equipment : lock at data sheet T 190			
Stem length	45, 63, 100, 150, 200, 250 mm, other length on request			
Protection	IP 43 to EN 60529 / IEC 529			
Weight	0,2 kg	0,3 kg	0,4 kg	0,8 kg

Dimensions



Dimensions in mm									
Typ	NG	D	b	d1	d2	e	f	sw	G
TB-20	63	63	45	10	8	15	27	21	G 1/2 B
TB-20	80	80	45	10	8	15	27	21	G 1/2 B
TB-20	100	100	50	10	8	15	27	21	G 1/2 B
TB-20	160	160	50	10	8	15	27	21	G 1/2 B

Modelspecification



Thermometer with Bimetal coil Industry version

Nominal size ND 63, 80, 100 and 160
Accuracy class 1,0

according to DIN 16 203 and 16 204

Features

Short response time
Wide selection of standard versions
High grade version

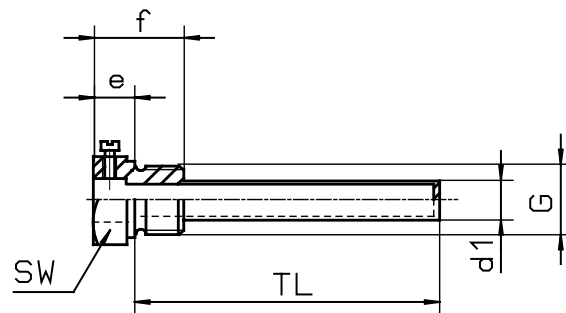
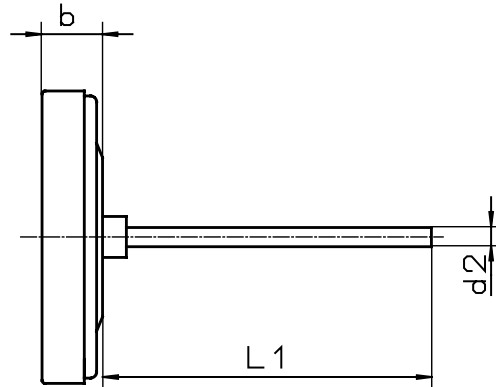
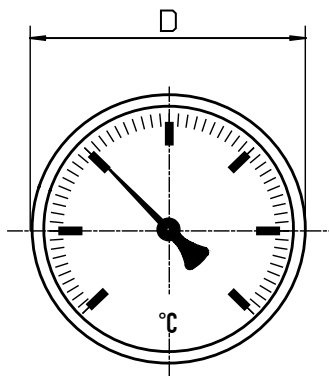
Applications

Mechanical engineering and apparatus manufacture,
Container and pipe construction
Building service and a wide range of applications in industry



Model and ND	TB-24 63	TB-24 80	TB-24 100	TB-24 160
Connection	back , centric			
Ranges	-30...+50°C, -20...+60°C, -10...+50°C 0...60°C, 0...80°C, 0...100°C, 0...120°C, 0...160°C, 0...200°C, 0...250°C, 0...300°C 0...400°C, 0...500°C, other on request			
Application	full scale value			
Case	CrNi steel			
Bezel	CrNi steel rim ring			
Window	Glass lens			
Dial	Aluminium white ,scale black			
Pointer	Aluminium, black			
Measuring element	Bimetal coil			
Display correction	Adjusting pointer or at end of shaft			
Shaft	CrNi steel , 8 mm			
Connection	Standard: plain with flange for thermowell Extra equipment : lock at data sheet T 190			
Stem length	45, 63, 100, 150, 200, 250 mm, other length on request			
Protection	IP 43 to EN 60529 / IEC 529			
Weight	0,1 kg	0,12 kg	0,15 kg	0,3 kg

Dimensions



Dimensions in mm									
Model	NG	D	b	d1	d2	e	f	sw	G
TB-24	63	63	16	10	8	15	27	21	G 1/2 B
TB-24	80	80	17	10	8	15	27	21	G 1/2 B
TB-24	100	100	21	10	8	15	27	21	G 1/2 B
TB-24	160	160	25	10	8	15	27	21	G 1/2 B

Modelspecification

Model	Connection	Nominal size	Range	Length	Connection type
TB-2	4	f.e. 120	f.e. 120	f.e. 100	f.e. F 2
	Connection back centric	Case ND 63 = 63 Case ND 80 = 80 Case ND 100 = 100 Case ND 160 = 160	after Rangespecification or direct 120°	sensorlength in mm	after data sheet T 190