

Pressure sensor with quasi - flush diaphragm Capacitive Ceramic Sensor

Accuracy 0,25 % and 0,35 %

Standard output 4...20 mA; 2-wire system
or 0...10 VDC; 3-wire system

Features

- High long -term stability
- Ceramic sensor resistant against mechanical contact
- Long operating life
- Quasi-flush diaphragm
- Small thermal effect
- Rugged and reliable ,even for usage under rough conditions (shock, vibration)



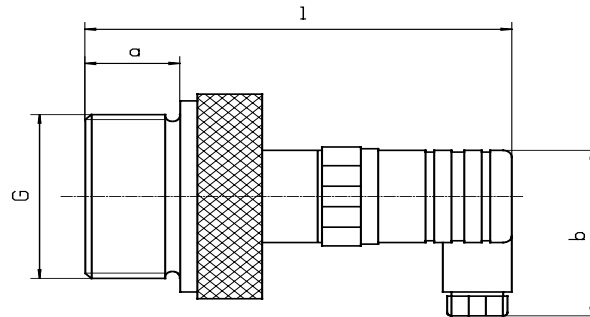
Applications

- Continous fluid level measurement
- Chemical industry
- Medical industry

Typ	SD-50	SD-52
Accuracy	0,35 % from full scale value	0,25 % from full scale value
Ranges		
in mbar	0...60, 100, 160, 250, 400, 600	
in bar	0... 1, 1,6, 2,5, 4, 6, 10, 16	
Overload limit	up to 250 mbar - 2 bar from 400 to 600 mbar - 4 bar from 1 to 1,6 bar - 7 bar 2,5 bar - 15 bar from 4 to 6 bar - 25 bar from 10 to 16 bar - 40 bar	
Sensorelement	Capacitive Ceramic Sensor	
Case	CrNi steel	
Wetted parts	CrNi steel ceramic AL ₂ O ₃	O-ring viton (FKM)
Pressure connection	SW 27, CrNi steel	
Connection thread	G1 1/2 "	
Electrical connection	plug according to DIN 43650 with junction box	
Power supply	12...36 VDC	
Power consumption	output 4..20 mA < 30 mA	voltage output < 15 mA
Temp.comp. Range	-20...80 °C	
Temp. Infuence	< +/- 1,5 % zera point and measuring elementauf Nullpunkt und Spanne	
Protection type	IP 65 to EN 60529 / IEC 529	
Temperatures	Medium: -25°C up to 125°C, Ambient: -25°C up to 85°C	
Weight	0,46 kg	

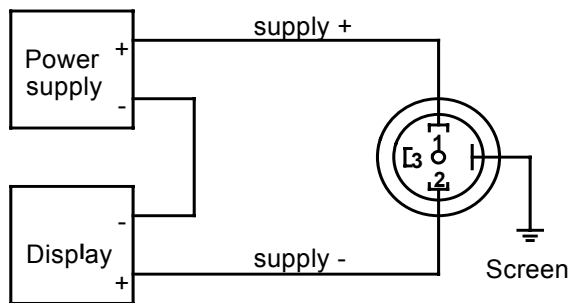
Dimensions and Design

with quasi front flush diaphragm

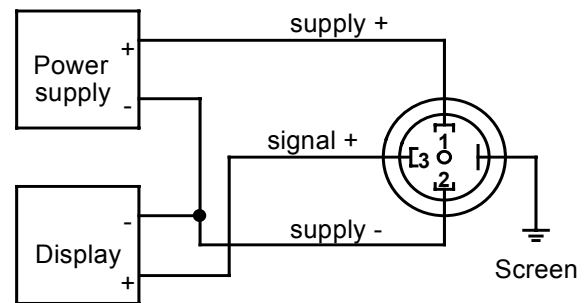


Electrical connection

Two-wire system



Three-wire system



Dimensions in mm						
Model	a	b		l		G
SD-50	22	48		102		G1 1/2 "
SD-52	22	48		102		G1 1/2 "